

# CENTER RIDER PALLET TRUCK

---

---

## MODEL 8510

---

---

When your operations require high volume, low-level order picking and horizontal transport tasks, turn to the *Raymond*® Model 8510 center rider pallet truck as your cost effective and high performing solution.

The Model 8510 center rider pallet truck maximizes efficiency in high-throughput applications, featuring Raymond's exclusive *ACR System*™ to provide longer battery life, precise speed control and less downtime. The energy-efficient 8000 Series pallet trucks require fewer battery changes, so you move more per shift. It all adds up to greater productivity, so you can move more for less, at a lower total cost of ownership. We call it Eco-Performance. You'll call it performance without compromise.

The Model 8510 center rider pallet truck is a heavy duty, high-throughput pallet handling truck that comes in both 6,000-lb. and 8,000-lb. capacity, with single, double and triple fork options to meet all your application needs.



**RAYMOND**  
Above. And beyond.®

# CENTER RIDER MODEL 8510

## PRODUCTIVITY »

On the Model 8510 center rider pallet truck, quick acceleration gets your operators from pick to pick faster, increasing your workforce productivity. PowerSteer reduces steer effort up to 90%, helping you move more and move it faster. Universal tapered forks streamline pallet entry and exit, keeping your operations in motion.

## DURABILITY »

The *Raymond* Model 8510 center rider pallet truck has greater durability. The heavy-duty undercarriage features ductile iron components for greater flexibility and improved wear. Designed to withstand the most demanding applications, year after year, Raymond backs every truck with the industry's strongest, most comprehensive warranty—*Raymond Asset Protection™*.


## ERGONOMICS »

Operator-friendly ergonomics come standard, with a roomy compartment that provides walk-through access to either side of the aisle for more efficient order picking, and a low step height to minimize operator fatigue. A curved back pad cradles the operator comfortably within the compartment, and the adjustable-height PowerSteer control handle accommodates a wide range of operator sizes.


## FLEXIBILITY »

Raymond knows every operation runs differently. That's why the Model 8510 center rider pallet truck is designed to adapt to the needs of a wide range of warehouse operations. A premium control handle pivots to either side of the truck to facilitate low-level order picking, and rear-mounted controls provide convenient access to lift and lower functions. The optional compartment lift-limit switch override allows the forks and compartment to continue lift to full height to provide a constant, low step height for the operator as they walk through the compartment to pick orders from side to side. Put the operators' tools at their fingertips with optional accessories such as a larger storage tote, accessory bar for RAM-mounted accessories, and work lights and fans, for increased operator comfort and productivity. And every Model 8510 center rider pallet truck is *iWarehouse®* fleet optimization system and fuel cell ready.




 The premium control handles pivot to either side to facilitate low-level order picking.



 Easy step-through access to either side of the aisle comes standard with the roomy operator compartment, increasing productivity and efficiency for order picking.



 The heavy-duty optional bumper guard further absorbs and diffuses impacts from the frame and components.

Due to continuous product improvement, specifications are subject to change without notice or obligation. Some systems and features shown are optional at extra cost. *Raymond*, *Raymond Asset Protection*, *iWarehouse*, *ACR System*, and *Above*. are U.S. trademarks of The Raymond Corporation.

©2012 The Raymond Corporation  
PO Box 130, Greene, NY 13778-0130  
www.raymondcorp.com | Toll free 1-800-235-7200  
SIPL1021 0412CT-10

**RAYMOND**  
Above. And beyond.®